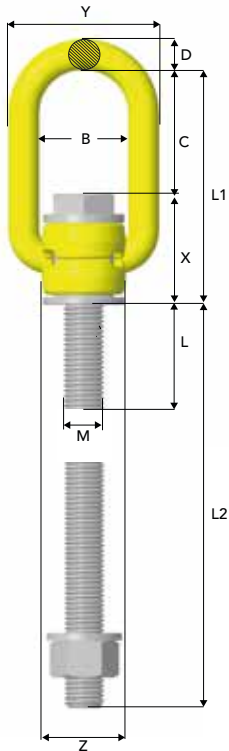


De-centered Lifting Point DLP



Art. no. Standard bolt length	L	Art.no. Long bolt length**	L2	Code	B	C	D	E	F	G	L1	M	X	Y	Z	Weight Kgs***
Z102208	13	Z1022080L	97.5	DLP-M8 x 1.25	35	48	10	39	14	10	78	8	30	55	26	0.3
Z102210	13	Z1022100L	97.5	DLP-M10 x 1.5	35	48	10	39	14	10	78	10	30	55	26	0.3
Z102212	23	Z1022120L	118	DLP-M12 x 1.75	35	48	12	51	20	14	91	12	44	59	32	0.5
Z102216	23	Z1022160L	158	DLP-M16 x 2	35	48	12	51	20	14	91	16	44	59	32	0.5
Z102220	34	Z1022200L	198	DLP-M20 x 2.5	54	88	18	71	28	18	145	20	58	90	48	1.6
Z102224	34	Z1022240L	238	DLP-M24 x 3	54	88	18	71	28	18	145	24	58	90	48	1.7
Z102230	53	Z1022300L	295	DLP-M30 x 3.5	82	94	26	104	39	27	182	30	88	122	75	5.0
Z102236	53	Z1022360L	295	DLP-M36 x 4	82	94	26	104	39	27	182	36	88	122	75	5.2
Z102242	73	Z1022420L	293	DLP-M42 x 4.5	100	104	36	136	54	34	216	42	113	156	110	11.6
Z102248	73	Z1022480L	293	DLP-M48 x 5	100	103	36	136	54	34	216	48	113	156	110	11.9

** Long Bolt supplied with nut and washer. *** Weight is calculated with standard bolt length.
Bolt, nut and washer according to: ISO 898-1 Class 10.9

DLP with UNC thread

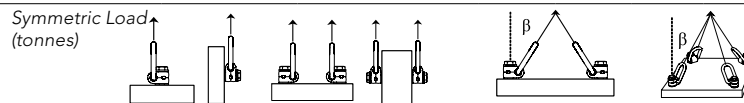


Art. no. Standard bolt length	L	Art.no. Long bolt length**	L2	Code	B	C	D	E	F	G	L1	X	Y	Z	M inch	Weight kgs***
Z102308	13	Z1023080L	97.5	DLP-5/16"-18 UNC	35	48	10	39	14	10	78	30	55	26	5/16"	0.3
Z102310	13	Z1023100L	97.5	DLP-3/8"-16 UNC	35	48	10	39	14	10	78	30	55	26	3/8"	0.3
Z102312	23	Z1023120L	118	DLP-1/2"-13 UNC	35	48	12	51	20	14	91	44	59	32	1/2"	0.5
Z102316	23	Z1023160L	158	DLP-5/8"-11 UNC	35	48	12	51	20	14	91	44	59	32	5/8"	0.5
Z102320	34	Z1023200L	198	DLP-3/4"-10 UNC	54	88	18	71	28	18	145	58	90	48	3/4"	1.6
Z102321	34	Z1023210L	198	DLP-7/8"-9 UNC	54	88	18	71	28	18	145	58	90	48	7/8"	1.6
Z102324	34	Z1023240L	238	DLP-1"-8 UNC	54	88	18	71	28	18	145	58	90	48	1"	1.7
Z102330	53	Z1023300L	295	DLP-1 1/4"-7 UNC	82	94	26	104	39	27	182	88	122	75	1 1/4"	5.5
Z102336	53	Z1023360L	295	DLP-1 1/2"-6 UNC	82	94	26	104	39	27	182	88	122	75	1 1/2"	5.7
Z102342	73	Z1023420L	293	DLP-1 3/4"-5 UNC	100	103	36	136	54	34	216	113	156	110	1 3/4"	11.7
Z102348	73	Z1023480L	293	DLP-2"-4.5 UNC	100	103	36	136	54	34	216	113	156	110	2"	12.1

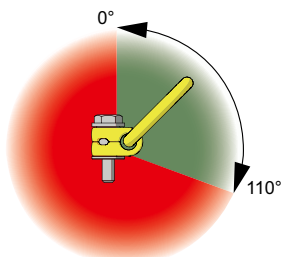
** Long Bolt supplied with nut and washer. *** Weight is calculated with standard bolt length.
Bolt, nut and washer according to: ISO 898-1 Class 10.9



Working Load Limits* - DLP



	No. of legs		2 symmetric		3 & 4 symmetric		Tightening torque	Spanner size
	1	2	0-45°	45-60°	0-45°	45-60°		
Angle β	$0^\circ < \beta < 90^\circ$	$0^\circ < \beta < 90^\circ$	$0-45^\circ$	$45-60^\circ$	$0-45^\circ$	$45-60^\circ$		
DLP -M8 x 1.25	0.35	0.70	0.5	0.35	0.7	0.5	10 Nm	13 mm
DLP 5/16"-18 UNC	0.35	0.70	0.5	0.35	0.7	0.5	7 Ft.Lbs	1/2"
DLP -M10 x 1.5	0.65	1.30	0.9	0.65	1.4	1.0	15 Nm	13 mm
DLP 3/8"-16 UNC	0.60	1.20	0.8	0.60	1.3	1.0	11 Ft.Lbs	1/2"
DLP -M12 x 1.75	1.0	2.0	1.4	1.0	2.1	1.5	27 Nm	24 mm
DLP 1/2"-13 UNC	1.0	2.0	1.4	1.0	2.1	1.5	20 Ft.Lbs	15/16"
DLP -M16 x 2	1.8	3.6	2.5	1.8	3.7	2.7	60 Nm	24 mm
DLP 5/8"-11 UNC	1.6	3.2	2.2	1.6	3.3	2.4	44 Ft.Lbs	15/16"
DLP -M20 x 2.5	2.6	5.2	3.5	2.6	5.4	3.9	90 Nm	32 mm
DLP -3/4"-10 UNC	2.2	4.4	3.0	2.2	4.6	3.3	66 Ft.Lbs	1 5/16"
DLP -7/8"-9 UNC	2.6	5.2	3.5	2.6	5.4	3.9	66 Ft.Lbs	1 5/16"
DLP -M24 x 3	4.1	8.2	5.7	4.1	8.6	6.1	135 Nm	32 mm
DLP -1"-8 UNC	4.1	8.2	5.7	4.1	8.6	6.1	100 Ft.Lbs	1 5/16"
DLP -M30 x 3.5	5.0	10.0	7.0	5.0	10.5	7.5	270 Nm	55 mm
DLP -1 1/4"-7 UNC	5.0	10.0	7.0	5.0	10.5	7.5	200 Ft.Lbs	2 1/4"
DLP -M36 x 4	7.0	14.0	9.8	7.0	14.7	10.5	320 Nm	55 mm
DLP -1 1/2"-6 UNC	7.0	14.0	9.8	7.0	14.7	10.5	236 Ft.Lbs	2 1/4"
DLP -M42 x 4.5	15.0	30.0	21.0	15.0	31.5	22.5	600 Nm	75 mm
DLP -1 3/4"-5 UNC	15.0	30.0	21.0	15.0	31.5	22.5	440 Ft.Lbs	3"
DLP -M48 x 5	20.0	40.0	28.0	20.0	42.0	30.0	800 Nm	75 mm
DLP -2"-4.5 UNC	20.0	40.0	28.0	20.0	42.0	30.0	590 Ft.Lbs	3"



- The DLP can only be loaded from 0° to 110° degrees
- Rotation around screw axis when loaded at 0°-15° is not allowed.