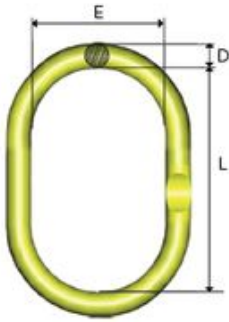


Master Link MF with engineered flat

For 1-, 2-, 3- and 4-leg slings. Designed for use with CL, CLD, CG and CGD. 3- and 4 leg chain slings require CLD / CGD.



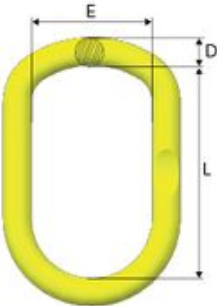
Stock No.	Code	WLL (t) 5:1		For chain size (mm)			Dimensions (mm)			Weight (kg)
		EN 1677-4	A-952/A952M AS 3775.2-2014	1-leg	2-leg	3-4 leg	L	E	D	
B14487	MF-6-10	1.5	1.5	6	-	-	100	60	11	0.2
B14489	MF-86-10	2.5	3.2	6, 8	6	-	120	60	13	0.4
B14482	MF-108-10	4.0	5.2	10	8	6	140	80	17	0.8
B14483	MF-1310-10	7.5	8.0	13	10	8	160	95	22	1.5
B14484	MF-1613-10	10.0	13.6	16	13	10	190	110	28	2.8
B14485	MF-2016-10	17.0	20.6	20	16	13	240	140	34	5.2
B14486	MF-2220-10	25.0	30.9	22	20	16	250	150	40	7.3

Fulfills requirements in: EN 1677:2008 (WLL +25%), ASTM A952/A952M, AS 3775:2014.
5:1 Design Factor

5

Master Link MFH with engineered flat

Designed for crane hooks, DIN 15401 and 15402. Designed for use with CL, CLD, CG and CGD. 3- and 4-leg chain slings require CLD / CGD.

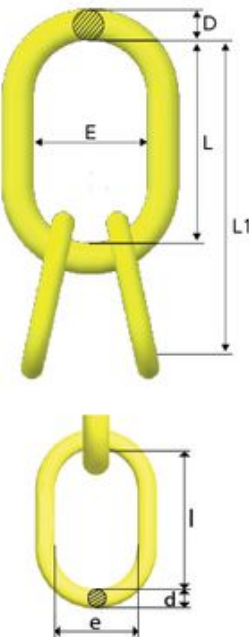


Stock No.	Code	WLL (t) 5:1		For chain size (mm)			Dimensions (mm)			DIN15401	DIN15402	Weight (kg)
		EN 1677-4	A-952/A952M AS 3775.2-2014	1-leg	2-leg	3-4 leg	L	E	D			
Z101262	MFH-1310-10	7.5	8.0	13	10	8	230	125	22	≤ 12	≤ 16	2.1
Z101263	MFH-1613-10	10.0	13.6	16	13	10	250	135	28	≤ 12	≤ 16	3.7
Z101264	MFH-2016-10	17.0	20.6	20	16	13	280	135	32	≤ 16	≤ 20	5.3
Z101265	MFH-2220-10	28.0	30.9	26	20	16	320	175	40	≤ 25	≤ 32	9.7
Z101266	MFHW-2220-10	28.0	28.0	26	20	16	355	225	40	≤ 50	≤ 63	11.1

Fulfills requirements in: EN 1677:2008 (WLL +25%), ASTM A952/A952M, AS 3775:2014.
5:1 Design Factor

Master Link with Sublinks MT

Designed for use with chain or wire rope. For 3- and 4-leg slings



Stock No.	Code	WLL (t) 5:1		Dimensions (mm)								Weight (kg)
		EN 1677-4	A-952/A952M AS 3775.2-2014	L1	L	E	D	I	e	d		
Z100091	MT-6-10	3.5	5.0	285	160	90	19	120	60	13	2.0	
Z100903	MT-8-10	5.2	8.0	300	160	95	22	140	80	17	3.0	
Z101359	MT-9-10	6.9	9.7	340	190	110	28	160	90	19	5.1	
Z100904	MT-10-10	11.5	16.0	360	200	120	30	160	95	22	6.4	
Z100905	MT-13-10	17.0	26.0	440	250	150	40	190	110	28	14.2	
Z100906	MT-16-10	28.0	35.0	500	300	200	50	200	120	32	23	
Z101074	MT-20-10	35.0	50.0	550	300	200	55	250	150	40	31.5	
Z101281	MT-22-10	53.0	75.0	610	350	200	60	260	140	45	46	
Z101282	MT-26-10	70.0	100.0	730	450	250	70	280	160	50	71	
Z101283	MT-32-10	90.0	125.0	730	450	260	80	280	160	55	91	

Fulfills requirements in: EN 1677:2008 (WLL +25%), ASTM A952/A952M, AS 3775:2014.
Engineered flat on the sublinks for sizes up to MT-16-10 except MT-9-10.
5:1 Design Factor